



Riviera IV



SPECIFICATIONS

- Railing Heights: 36", 42"
- Railing Lengths: 4', 5', 6', 7', 8'
- Stair Rail Lengths*: 4', 5', 6', 7', 8'
- C34 Baluster: 3/4" x 3/4" x (.045" wall)
- C341 Baluster: 3/4" Round (.050" wall)
- Baluster Spacing: 3.875", 3.625" Stairs
- Stylish Top Rail: 1-3/4" w (.090") x 1-3/8" t (.085")
- Mid Rail: 1-3/4" w (.070") x 1-1/4" t (.070")
- Bottom Rail: 1-3/4" w (.090") x 1-1/4" t (.120")
- Vinyl Insert Baluster Retainer (Top, Mid and Bottom Rails)
- Bottom Rail Support: 5', 6', 7', 8'
- Adjustable Gates: 36"W, 48"W, and 60"W Openings

NOTE: Baluster end spacing may vary by length.
All sections do not come out even on each end as shown above.



Top Rail Profile

Mid Rail Profile



Bottom Rail Profile

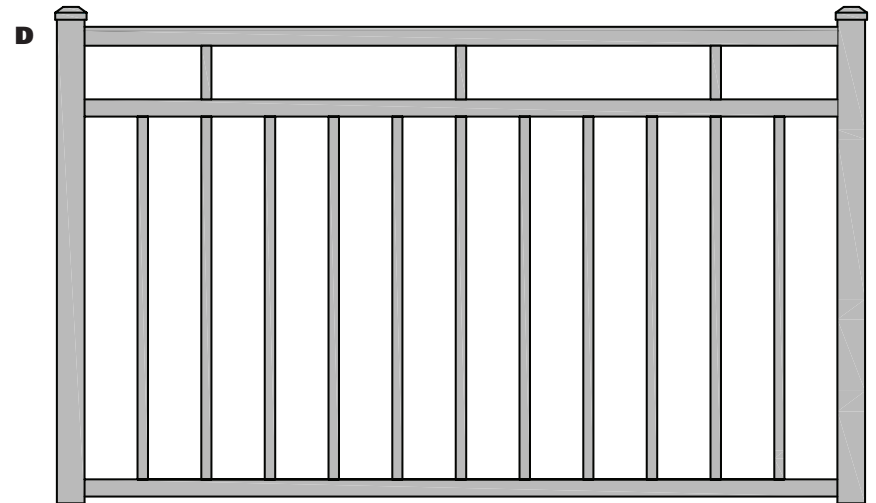
CCRR-0163 complies with IBC, IRC, and FBC



*For 4' through 6' Sections

Styles C34* & C341

For a more delicate appearance, the Riviera IV Series takes every fourth Baluster to the top rail with a bottom section full of balusters. Style C34 has 3/4" square balusters while Style C341 is complimented with 3/4" round balusters.



C Style: C34
Color: Satin Black

D Style: C341 Adjustable Gate