

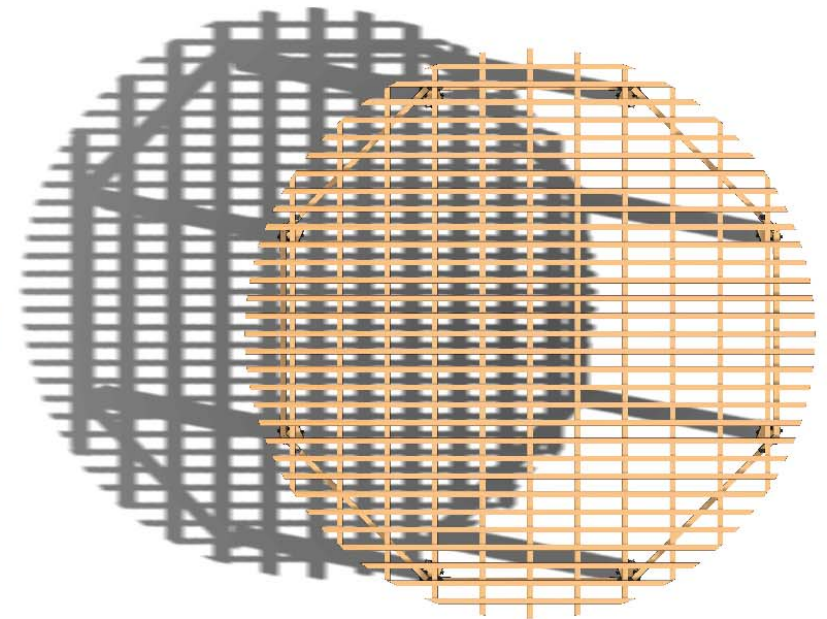
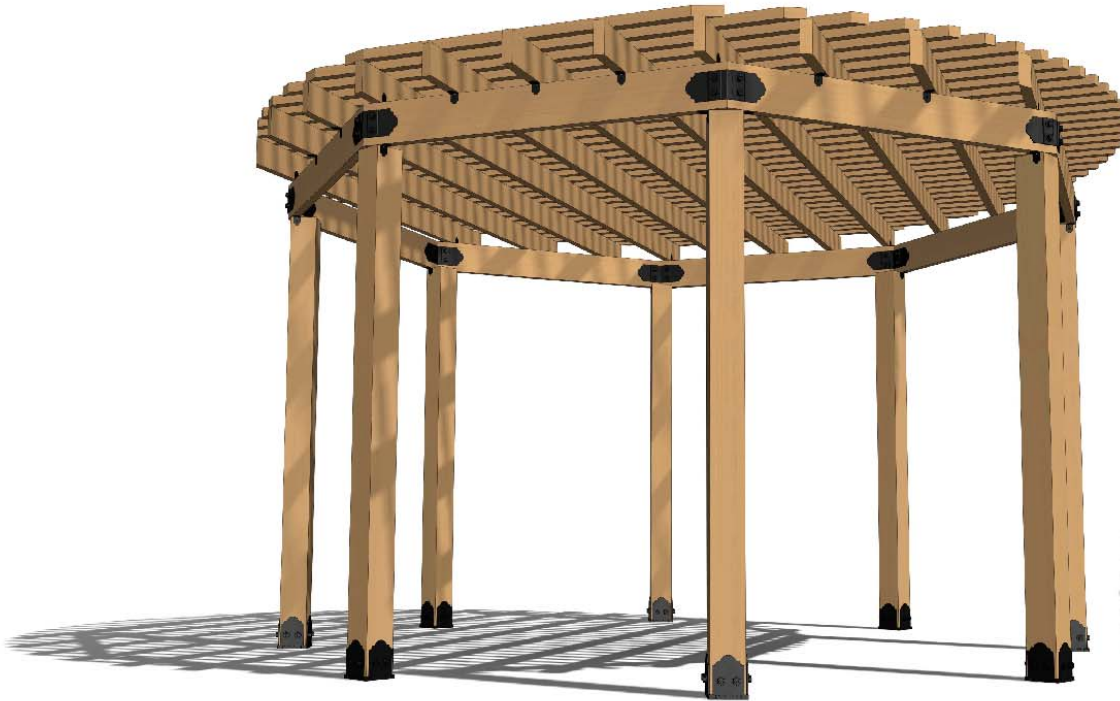
**DESIGN**

**PURCHASE**

**CONSTRUCT**

**ENJOY**

## OZCO Project #278 - Pergola Round with 8x8 Posts



**OZCO Project #278 - Pergola Round with 8x8  
Posts**



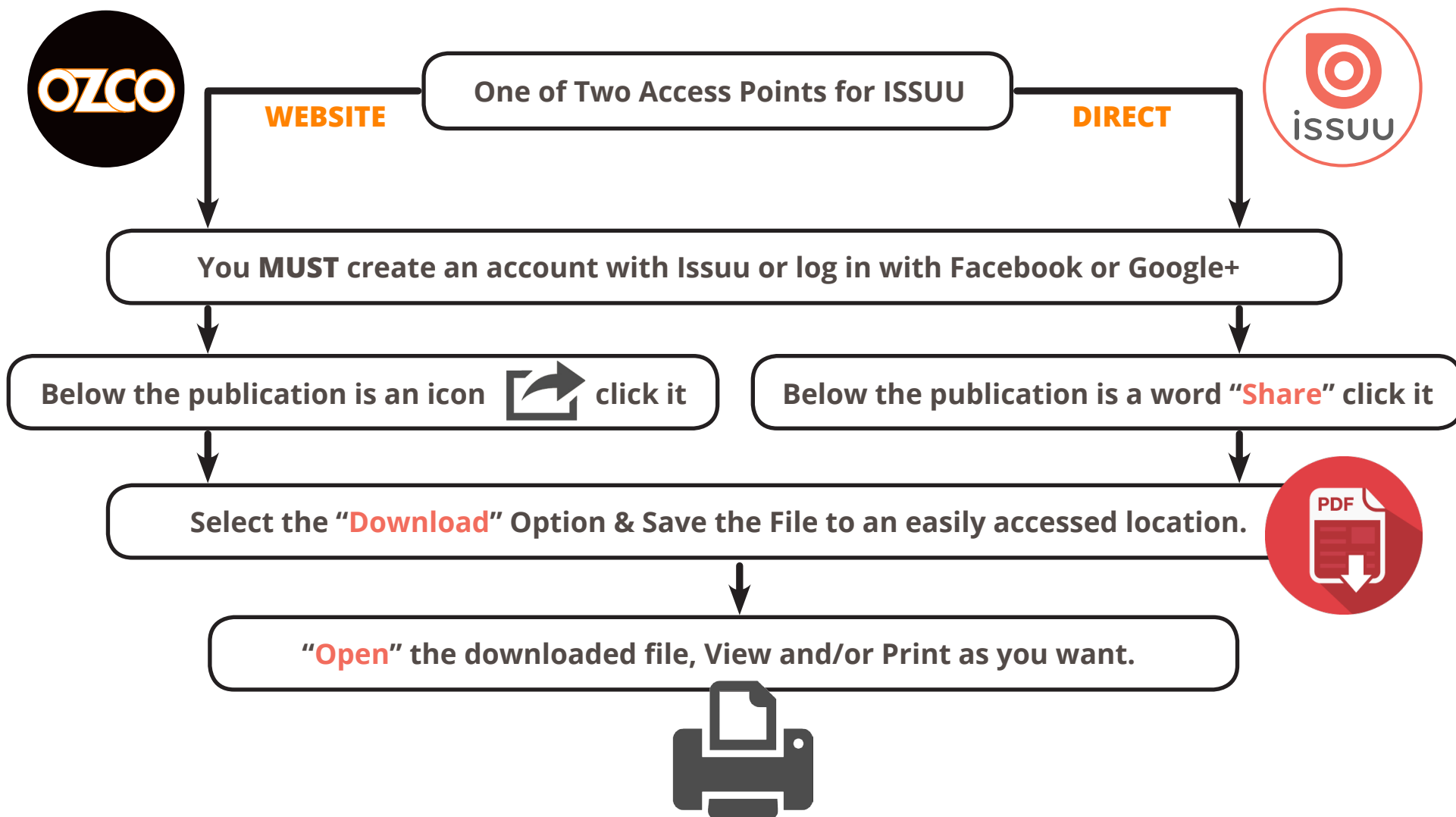
**OZCO** BUILDING PRODUCTS

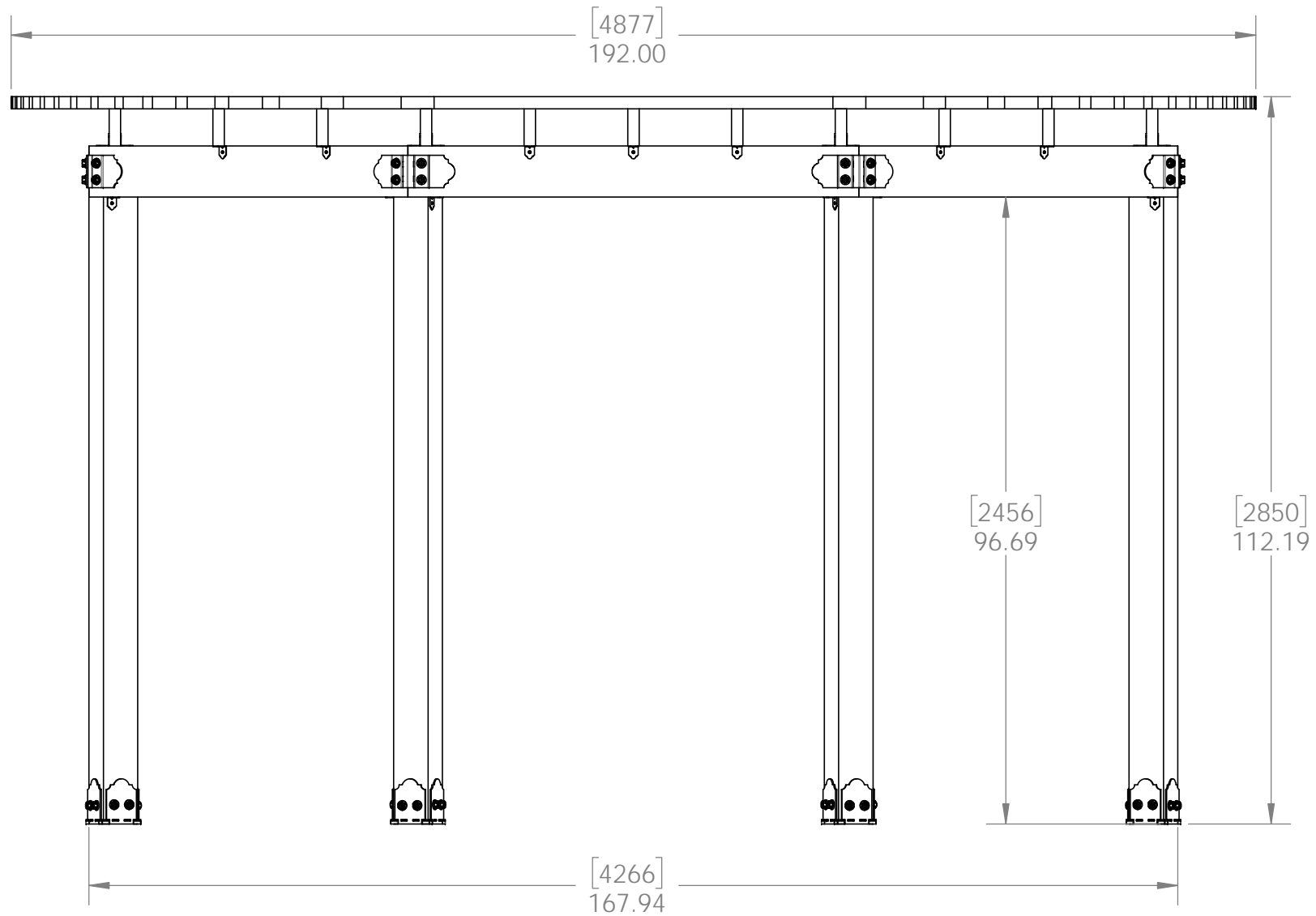
V2.00 - Installation Instructions, Specifications and Project Plans are effective May 1, 2015 and reflects information that available as of April 10, 2014. This information is updated periodically and should not be relied upon after October 15, 2016. Please visit [www.OZCOBP.com](http://www.OZCOBP.com) to get current information.



# Printing Documents from ISSUU

Unfortunately, there is currently no way to print content directly through issuu. To print a publication, you will need to download it and print it from your computer.

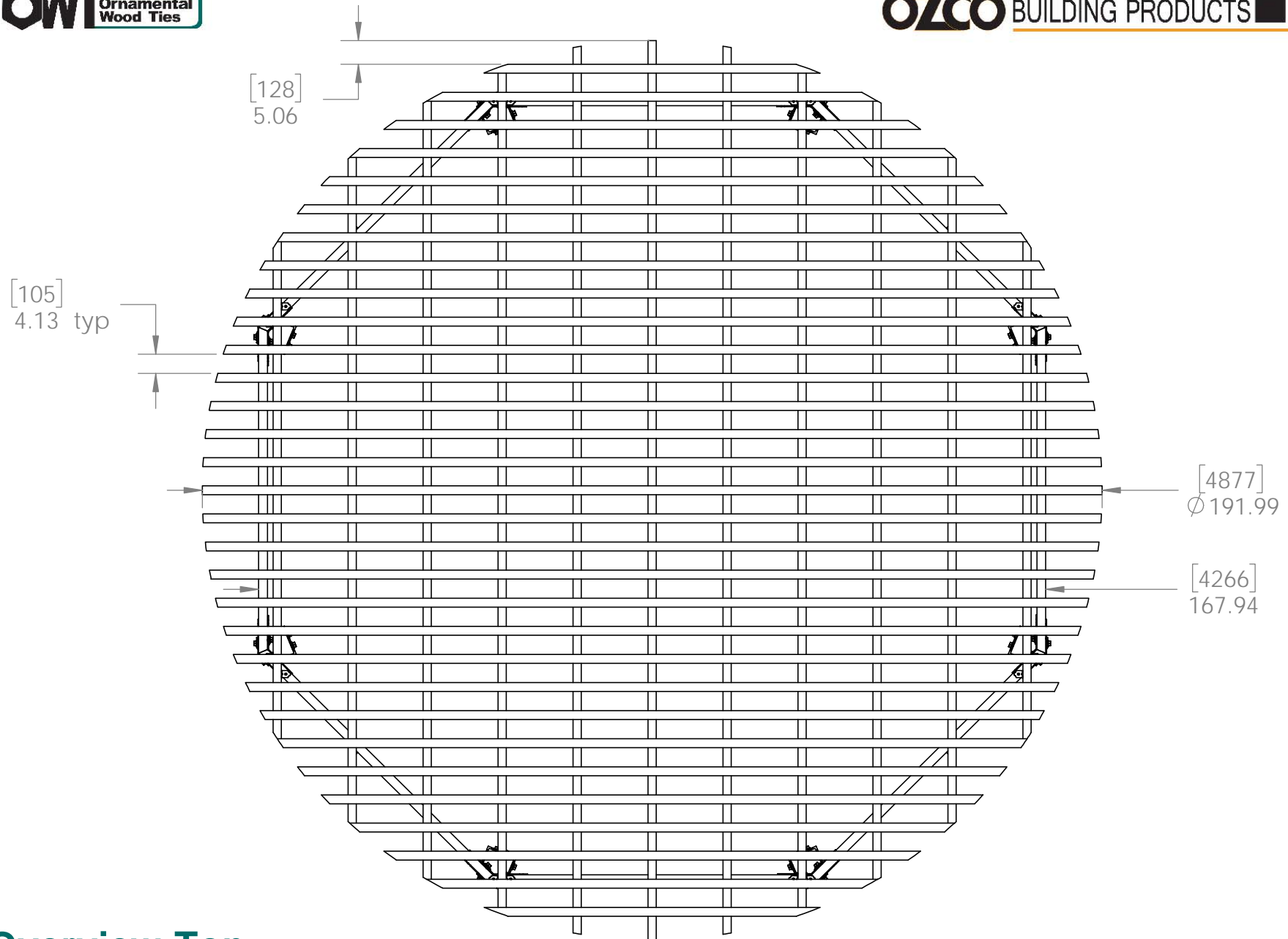




## Overview-Front

**OZCO Project #278 - Pergola Round with 8x8 Posts**

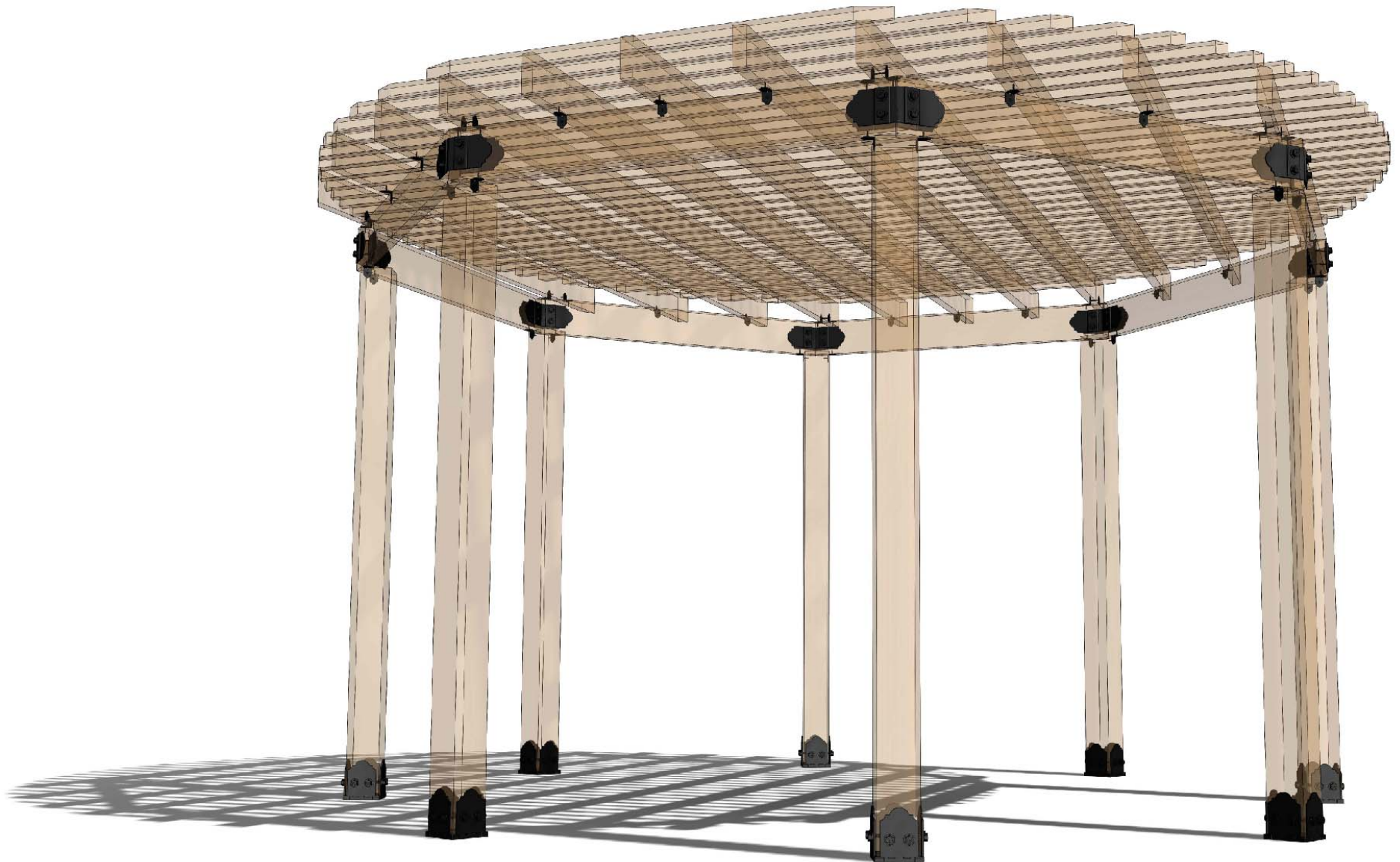
V2.00 - Installation Instructions, Specifications and Project Plans are effective May 1, 2015 and reflects information that available as of April 10, 2014. This information is updated periodically and should not be relied upon after October 15, 2016. Please visit [www.OZCOBP.com](http://www.OZCOBP.com) to get current information.



## Overview-Top

**OZCO Project #278 - Pergola Round with 8x8 Posts**

V2.00 - Installation Instructions, Specifications and Project Plans are effective May 1, 2015 and reflects information that available as of April 10, 2014. This information is updated periodically and should not be relied upon after October 15, 2016. Please visit [www.OZCOBP.com](http://www.OZCOBP.com) to get current information.

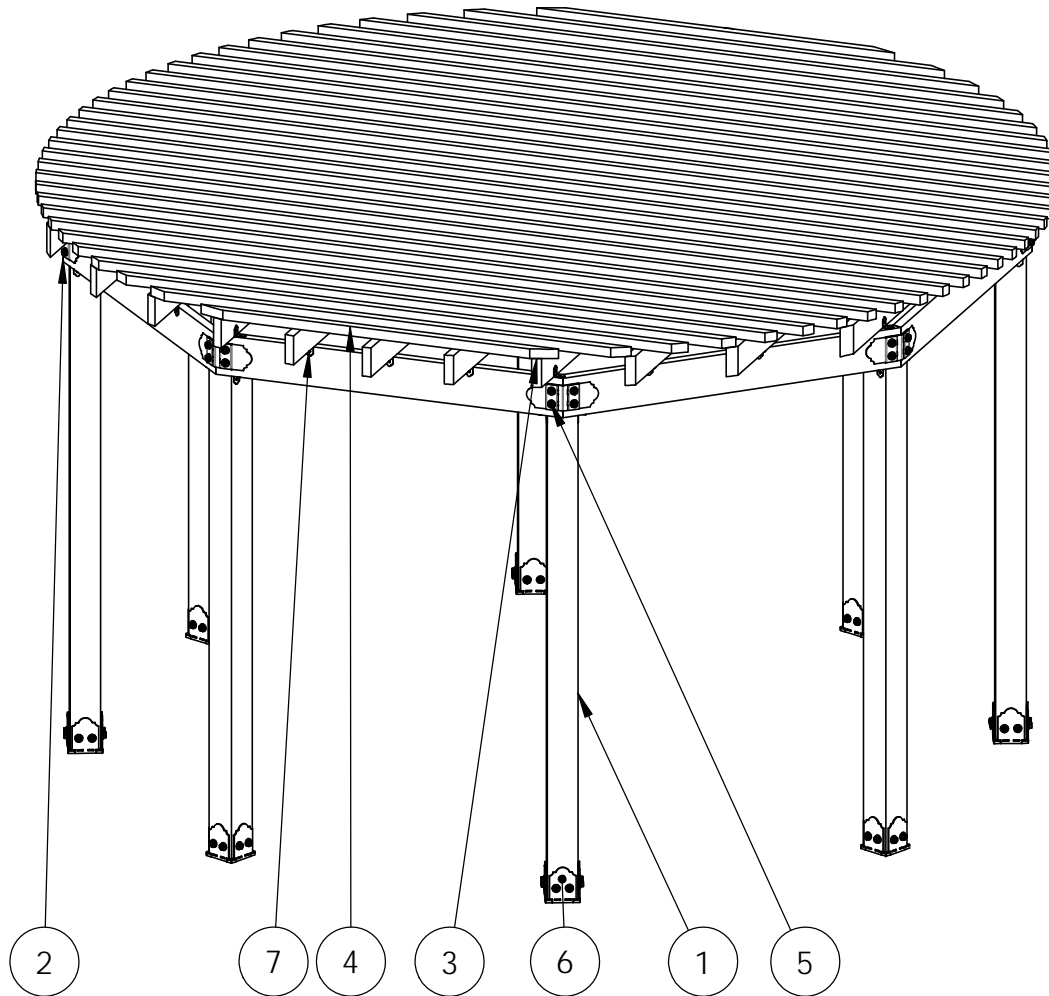


## Overview-Transparent

**OZCO Project #278 - Pergola Round with 8x8 Posts**

V2.00 - Installation Instructions, Specifications and Project Plans are effective May 1, 2015 and reflects information that available as of April 10, 2014. This information is updated periodically and should not be relied upon after October 15, 2016. Please visit [www.OZCOBP.com](http://www.OZCOBP.com) to get current information.



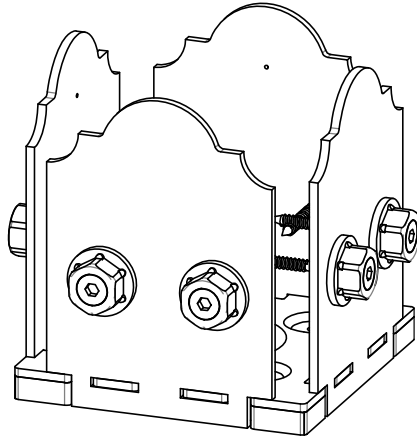


ITEM NO.	QTY.	PART NUMBER	DESCRIPTION
1	8	6x6 Cedar Post	6x6x96.00
2	8	2x8 Cedar Board	2x8x69.56
3	11	2x6 Cedar Board	2x6x192.00
4	31	2x2 Cedar Board	2x2x192.00
5	8	56616	Flush Inside 45 (FI-45) Truss
	1	56611	Accent (TA-LS)
	0.08	56625	OWT Timber Screw 1-3/4"
6	8	56608	6x6 Post Base (6x6-PB-LS)
7	4.6	56617	2" Standard Rafter Clip (RC-LS-2)

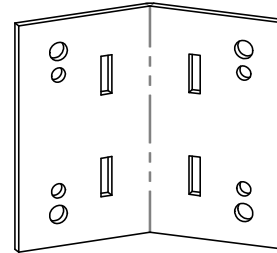
## Bill of Material

**OZCO Project #278 - Pergola Round with 8x8 Posts**

V2.00 - Installation Instructions, Specifications and Project Plans are effective May 1, 2015 and reflects information that available as of April 10, 2014. This information is updated periodically and should not be relied upon after October 15, 2016. Please visit [www.OZCOBP.com](http://www.OZCOBP.com) to get current information.



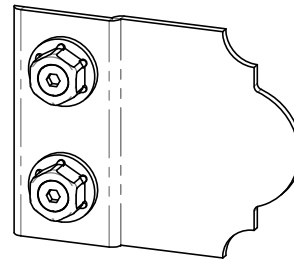
56608



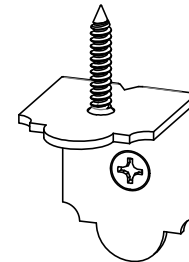
56616



56625



56611



56617



**OZCO**

**OZCO Project #278 - Pergola Round with 8x8 Posts**

V2.00 - Installation Instructions, Specifications and Project Plans are effective May 1, 2015 and reflects information that available as of April 10, 2014. This information is updated periodically and should not be relied upon after October 15, 2016. Please visit [www.OZCOBP.com](http://www.OZCOBP.com) to get current information.

DESIGN

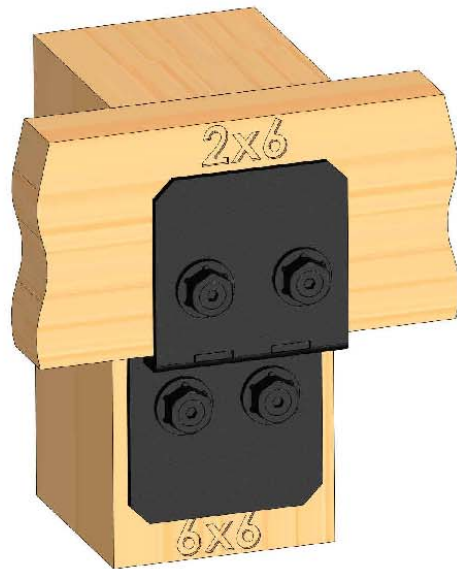
PURCHASE

CONSTRUCT

ENJOY

# Laredo Sunset vs. Ironwood

2 great styles  
same functionality



Ironwood  
(517XX series)



Laredo Sunset  
(566XX series)

choose your connection lifestyle  
both styles available for most products



**OZCO** BUILDING PRODUCTS