

DESIGN

PURCHASE

CONSTRUCT

ENJOY

OZCO Project #125 - Cantilever Pergola Cover



OZCO Project #125 - Cantilever Pergola Cover



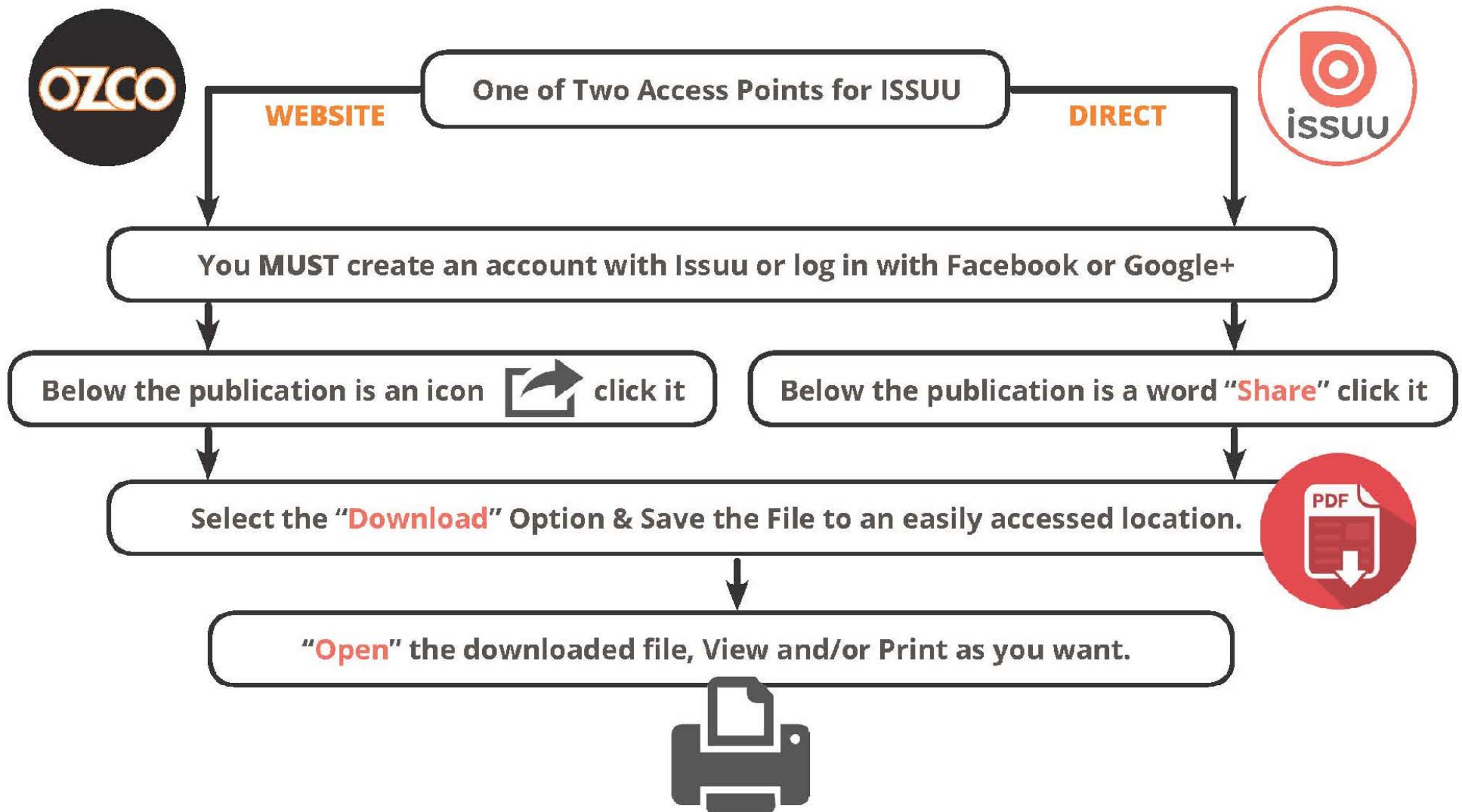
OZCO BUILDING PRODUCTS

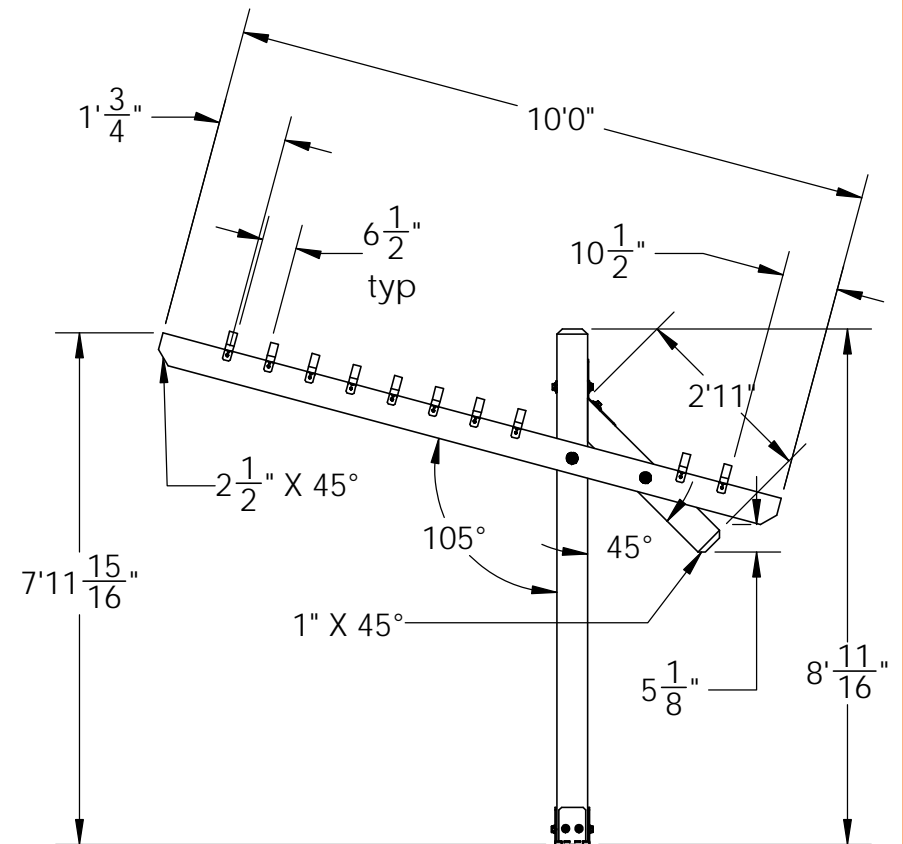
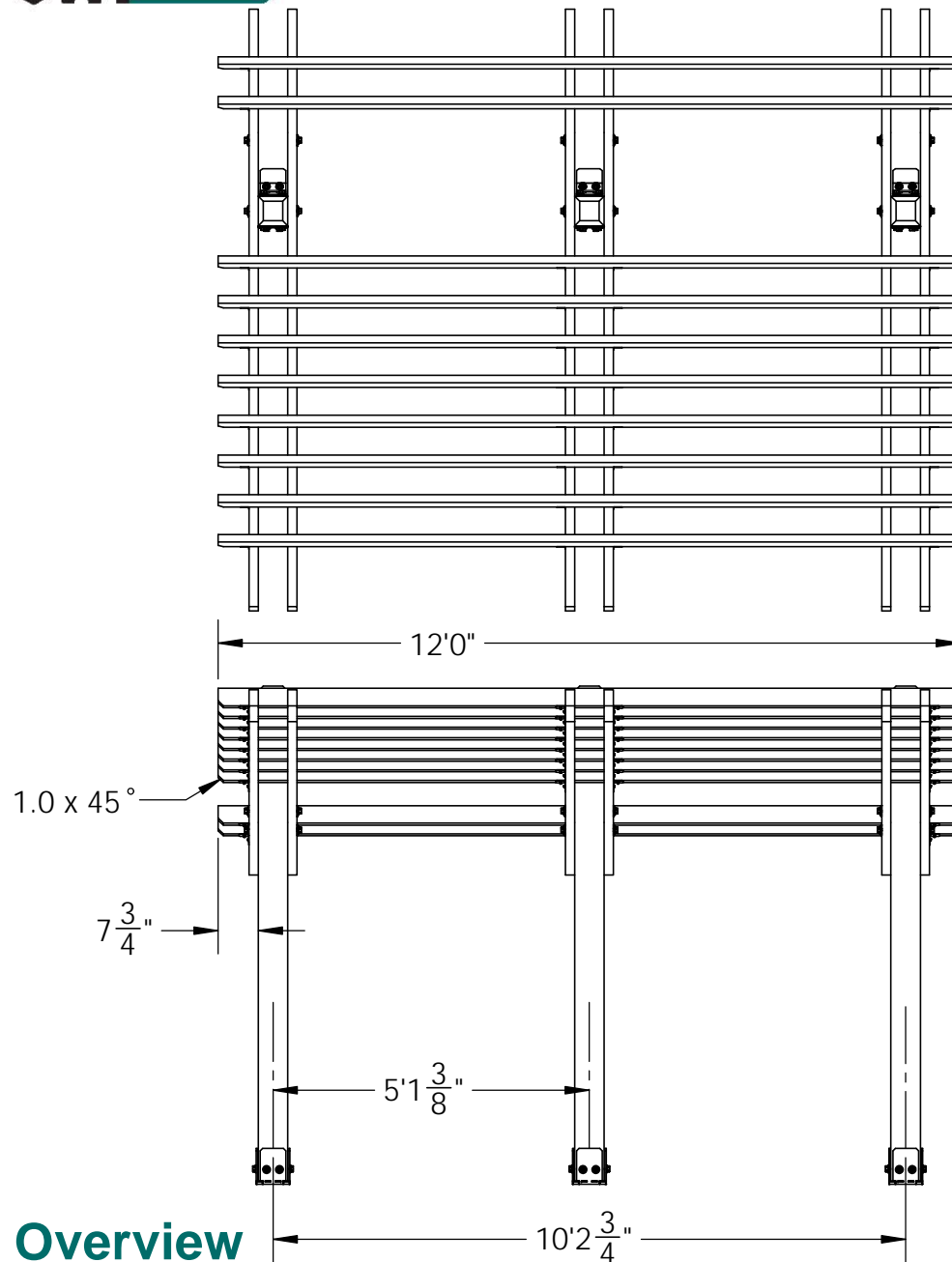
V2.00 - Installation Instructions, Specifications and Project Plans are effective 2/10/2017 . This information is updated periodically and should not be relied upon after 2 years from 2/10/2017 . Please visit OZCOBP.com to get current information. 1



Printing Documents from ISSUU

Unfortunately, there is currently no way to print content directly through issuu. To print a publication, you will need to download it and print it from your computer.

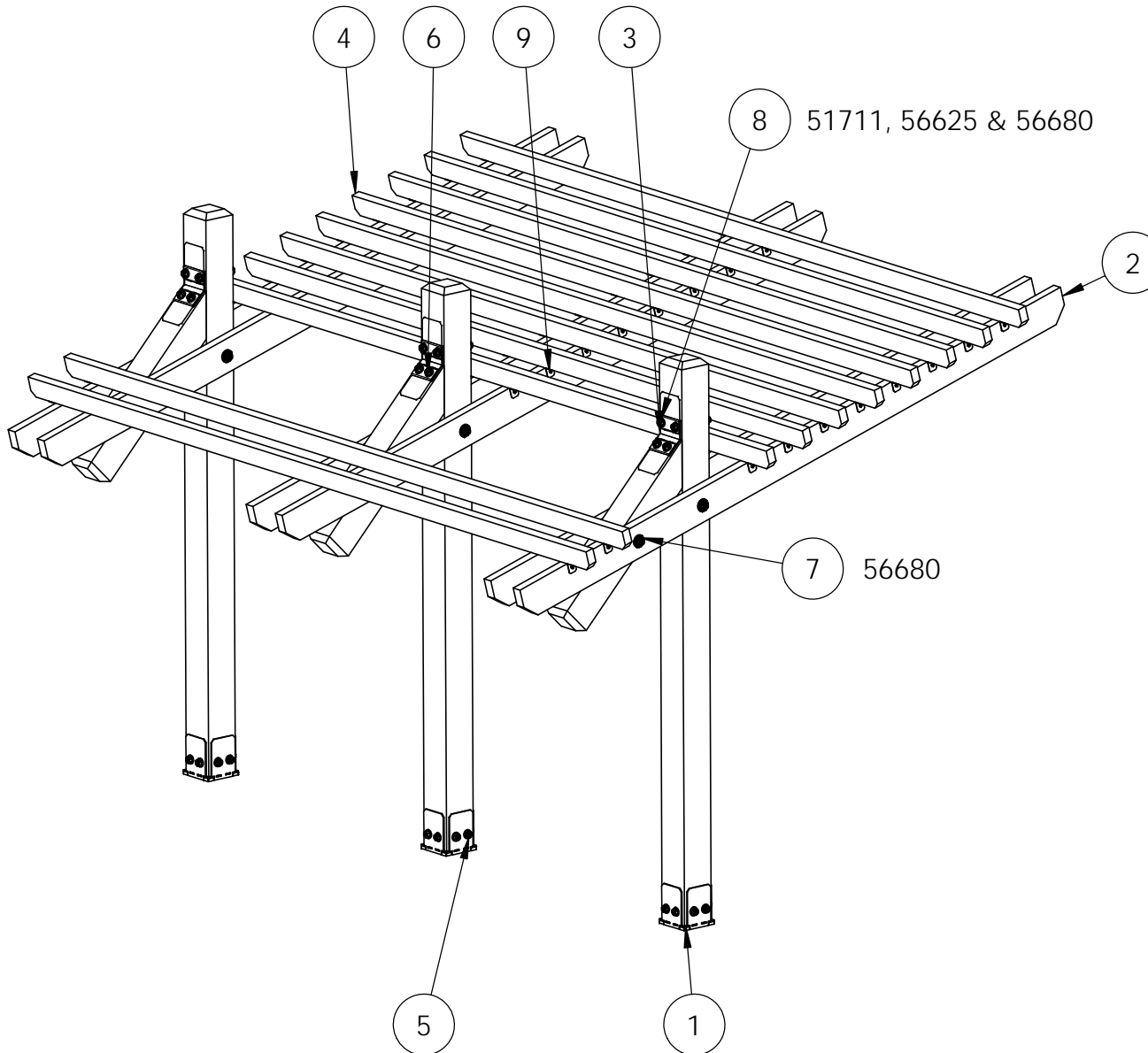




Overview

**OZCO Project #125 - Cantilever Pergola
Cover**

V2.00 - Installation Instructions, Specifications and Project Plans are effective 2/10/2017 . This information is updated periodically and should not be relied upon after 2 years from 2/10/2017 . Please visit OZCOBP.com to get current information.



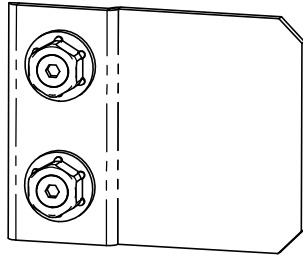
ITEM NO.	QTY.	PART NUMBER	DESCRIPTION
1	3	6x6 Cedar Post	6x6x8'0"
2	6	2x6 Cedar Board	2x6x10'0"
3	3	6x6 Cedar Post	6x6x3'0"
4	10	2x4 Cedar Board	2x4x12'0"
5	3	51708	6x6 Post Base (6x6-PB-IW)
6	2	56616	Flush Inside 45 (FI-45)
	3	51711	Truss Accent (TA-IW)
	1	56625	OWT Timber Screw 1-3/4"
7	3	56651	OWT Timber Bolt 8-10"
	3	56680	2" Timber Bolt Heavy Duty Washer (OWT-TBW-2)
8	3	56650	OWT Timber Bolt 6-8"
	2	56680	2" Timber Bolt Heavy Duty Washer (OWT-TBW-2)
9	4	51717	2" Standard Rafter Clip (RC-IW-2)

Bill of Material

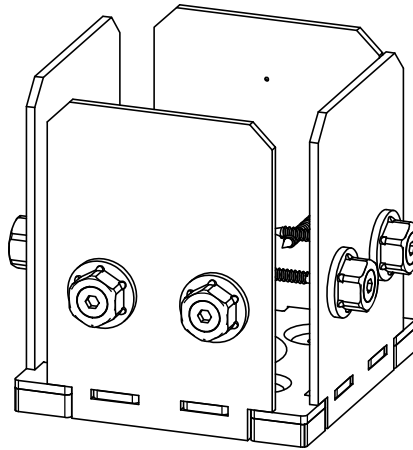
OZCO Project #125 - Cantilever Pergola
Cover

QTY.	PART NUMBER	DESCRIPTION
3	6x6x8L	6x6x8
6	2x6x10L	2x6x10
1	6x6x10	6x6x10
10	2x4x12L	2x4x12
3	51708	6x6 Post Base (6x6-PB-IW)
2	56616	Flush Inside 45 (FI-45)
3	51711	Truss Accent (TA-IW)
1	56625	OWT Timber Screw 1-3/4"
3	56651	OWT Timber Bolt 8-10"
5	56680	2" Timber Bolt Heavy Duty Washer (OWT-TBW-2)
3	56650	OWT Timber Bolt 6-8"
4	51717	2" Standard Rafter Clip (RC-IW-2)

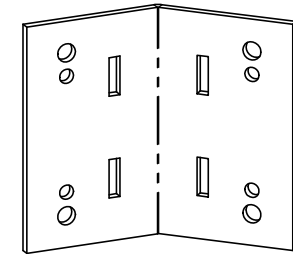
Material List



51711



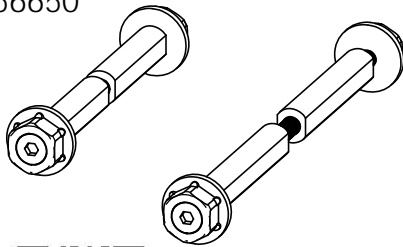
51708



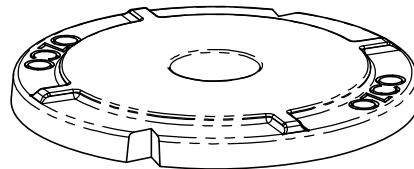
56616



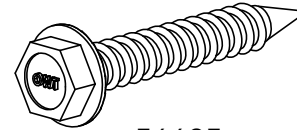
56650



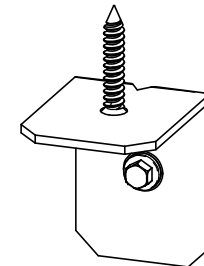
56651



56680




56625



51717





Translucent

OZCO Project #125 - Cantilever Pergola
Cover

V2.00 - Installation Instructions, Specifications and Project Plans are effective 2/10/2017 . This information is updated periodically and should not be relied upon after 2 years from 2/10/2017 . Please visit OZCOBP.com to get current information.