


DESIGN

PURCHASE

CONSTRUCT

ENJOY

OZCO Project #120 - BBQ Arbor Cover



design 1



design 3



design 2



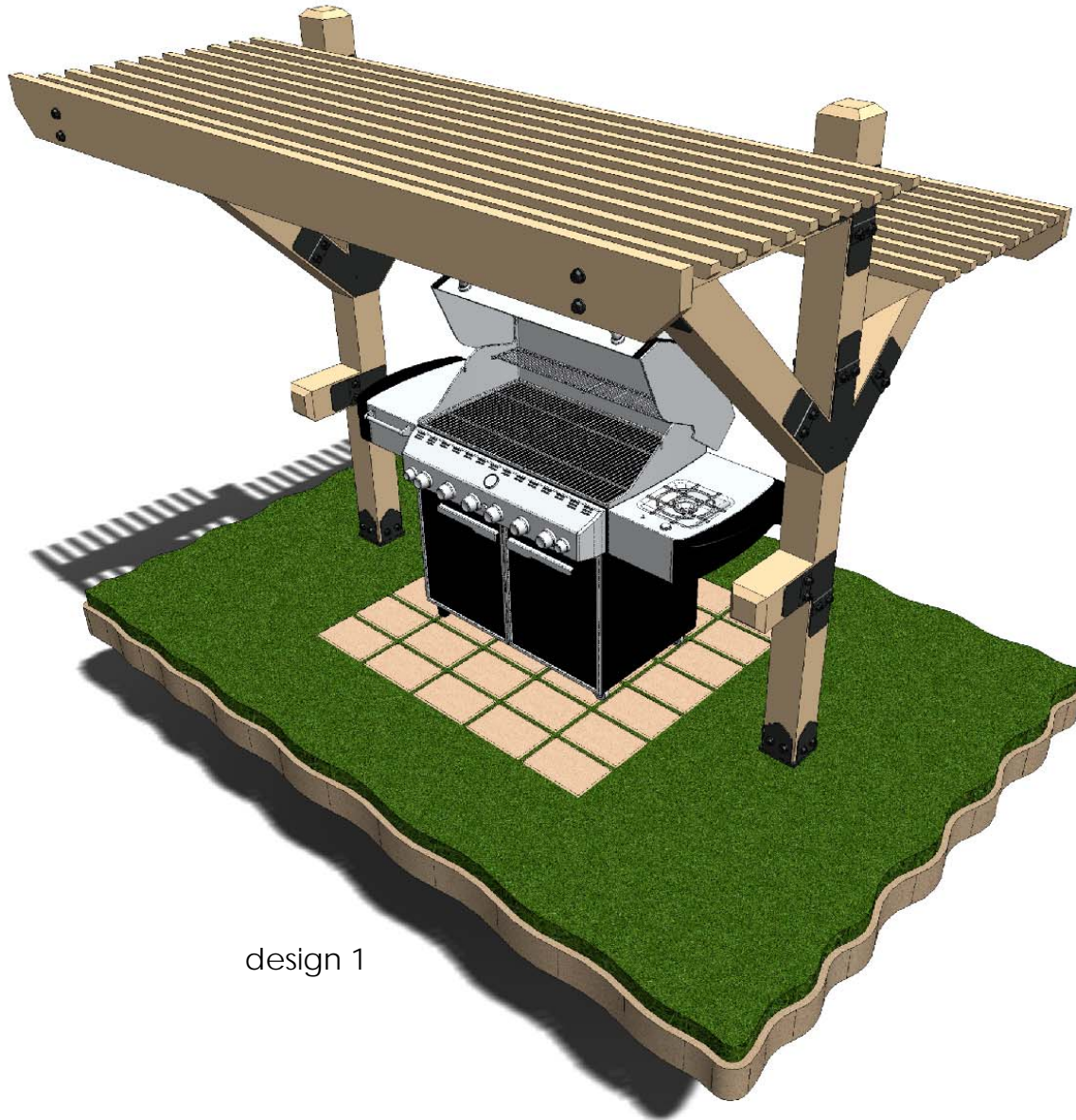
DESIGN

PURCHASE

CONSTRUCT

ENJOY

OZCO Project #120 - BBQ Arbor Cover



design 1



OZCO BUILDING PRODUCTS

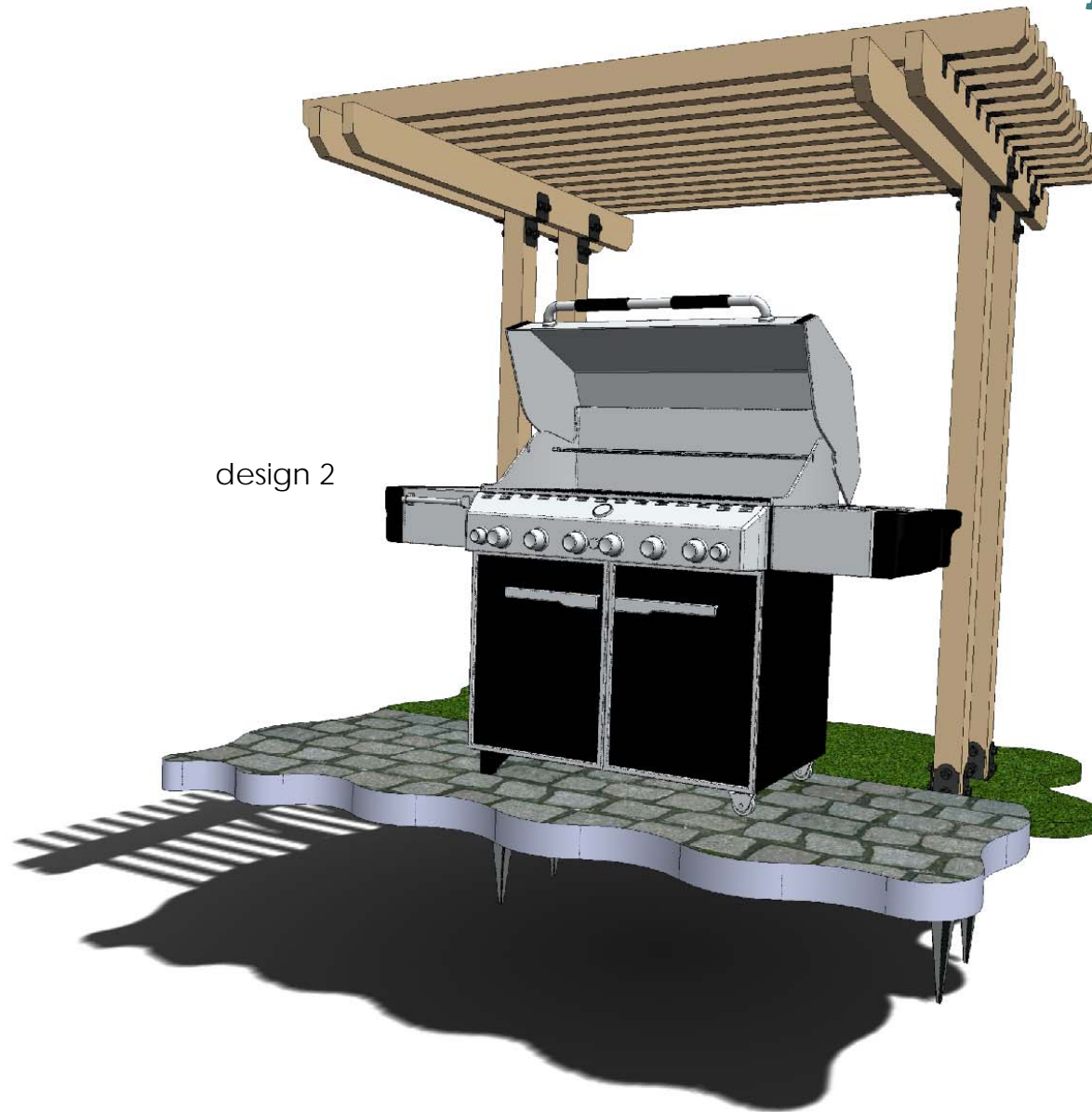
DESIGN

PURCHASE

CONSTRUCT

ENJOY

OZCO Project #120 - BBQ Arbor Cover



design 2



OZCO BUILDING PRODUCTS

DESIGN

PURCHASE

CONSTRUCT

ENJOY

OZCO Project #120 - BBQ Arbor Cover



design 3

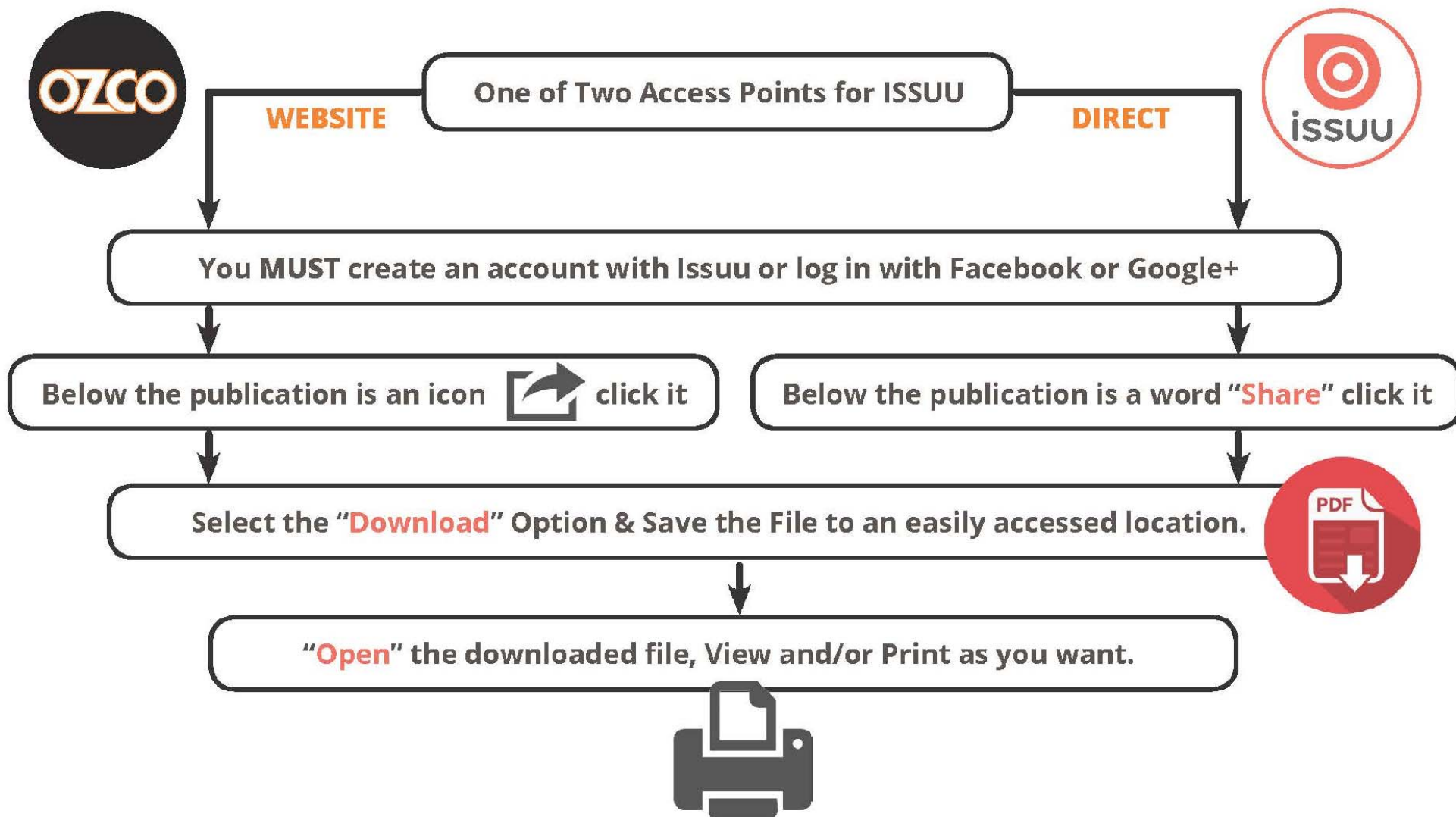


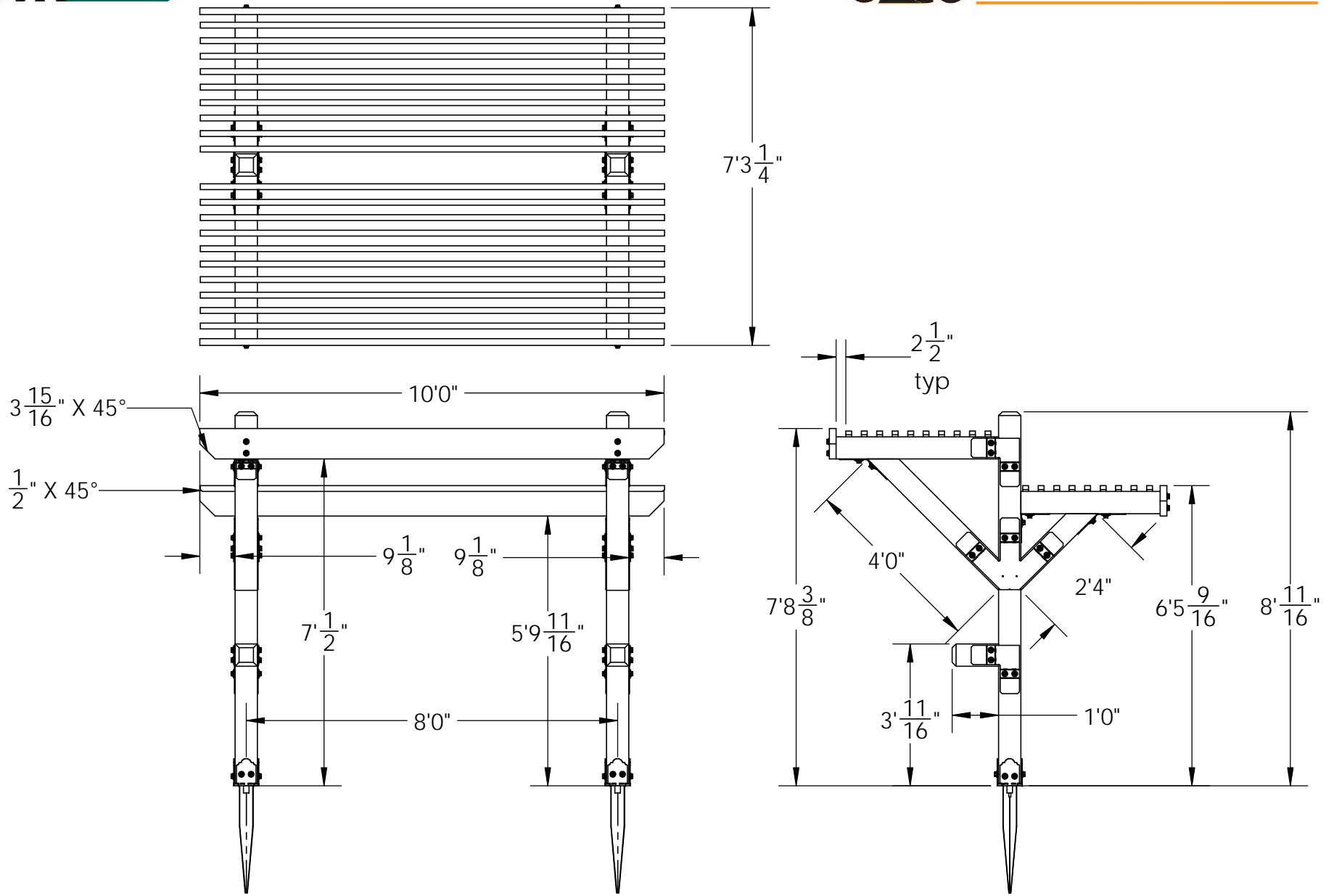
OZCO BUILDING PRODUCTS



Printing Documents from ISSUU

Unfortunately, there is currently no way to print content directly through issuu. To print a publication, you will need to download it and print it from your computer.

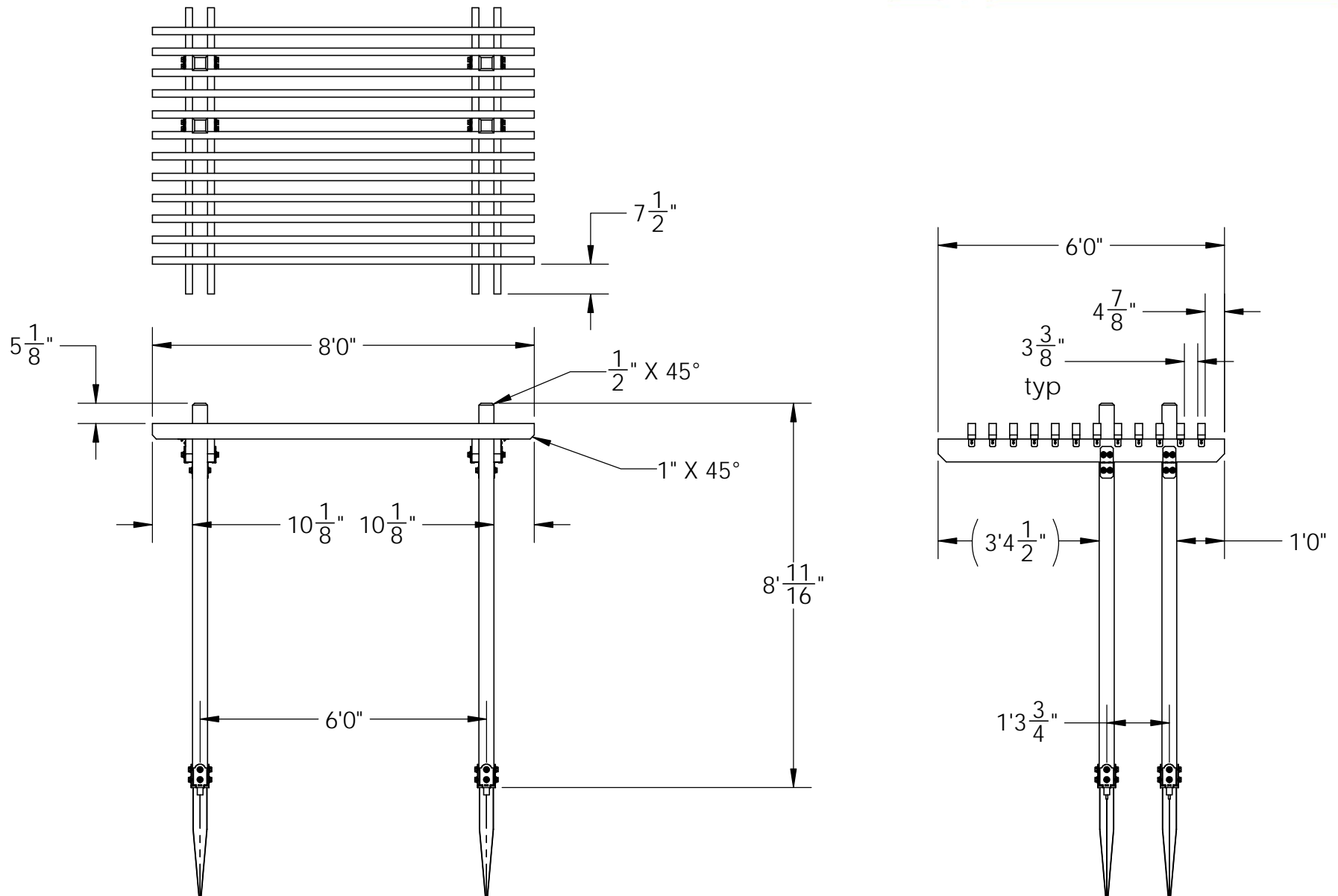




Overview-Design 1

OZCO Project #120 IW - BBQ Arbor Cover

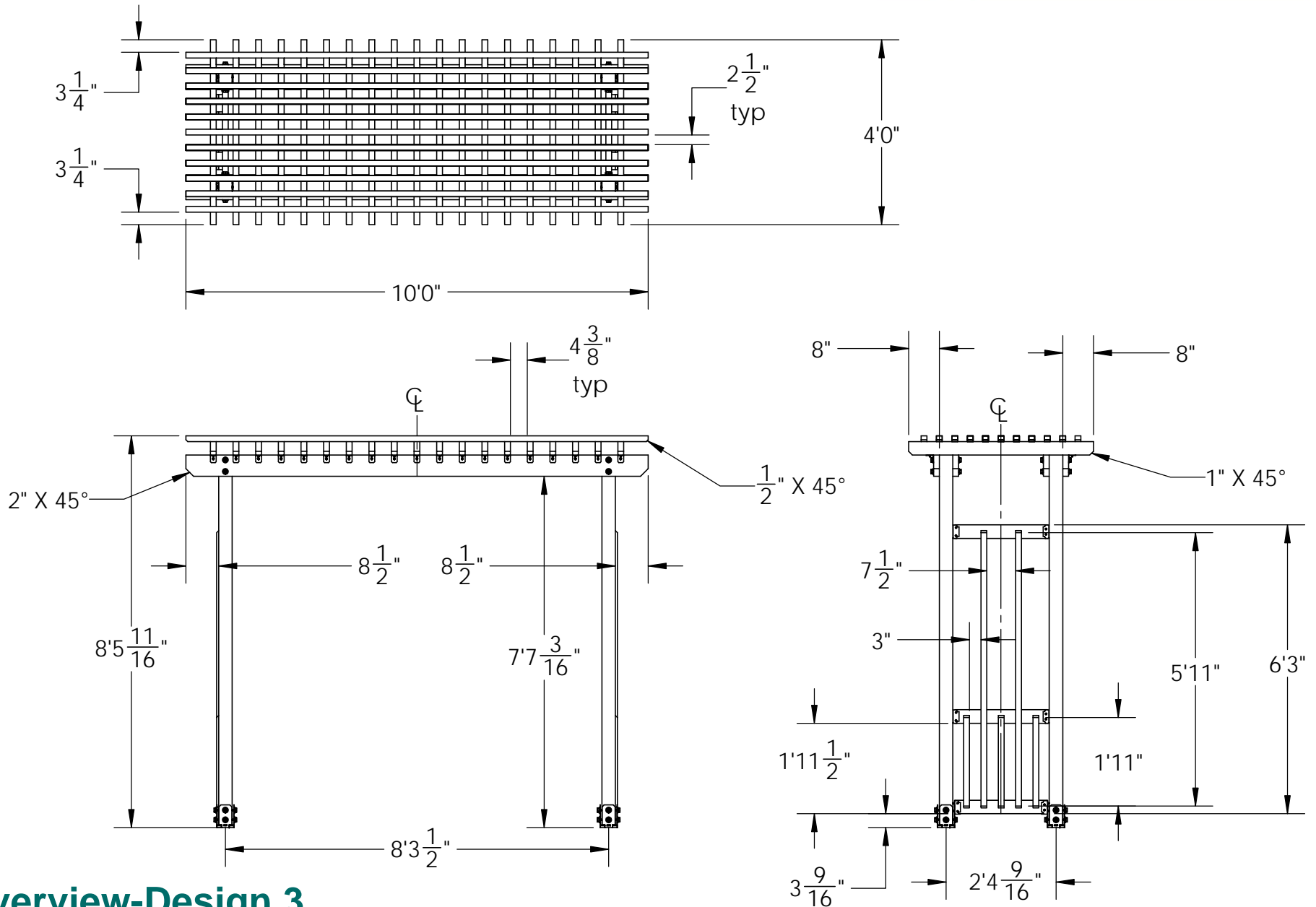
V2.00 - Installation Instructions, Specifications and Project Plans are effective 3/2/2017. This information is updated periodically and should not be relied upon after 2 years from 3/2/2017. Please visit OZCOBP.com to get current information.



Overview-Design 2

OZCO Project #120 IW - BBQ Arbor Cover

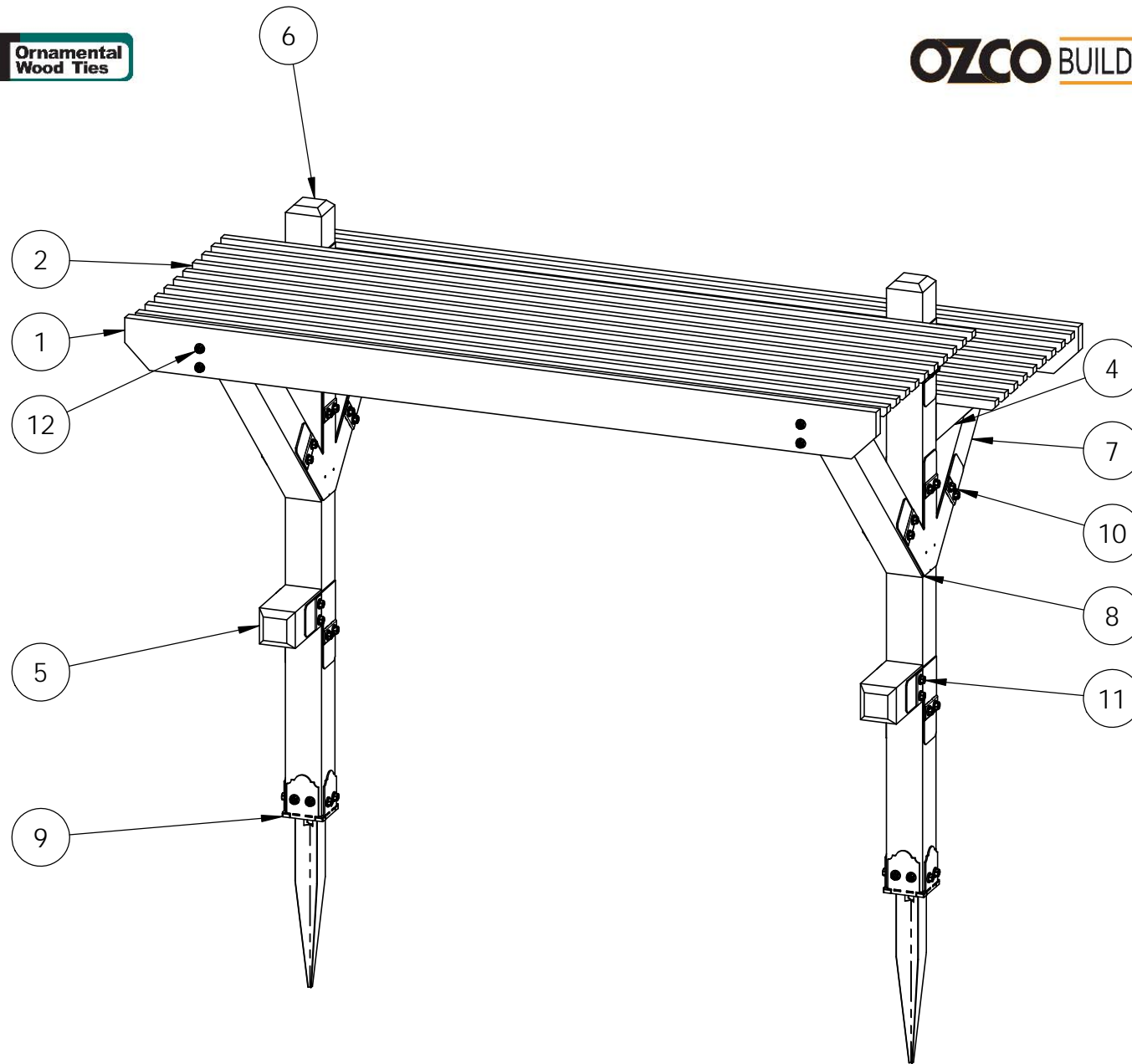
V2.00 - Installation Instructions, Specifications and Project Plans are effective 3/2/2017. This information is updated periodically and should not be relied upon after 2 years from 3/2/2017. Please visit OZCOBP.com to get current information.



Overview-Design 3

OZCO Project #120 IW - BBQ Arbor Cover

V2.00 - Installation Instructions, Specifications and Project Plans are effective 3/2/2017. This information is updated periodically and should not be relied upon after 2 years from 3/2/2017. Please visit OZCOBP.com to get current information.



Bill of Material-Design 1

OZCO Project #120 IW - BBQ Arbor Cover

Material List

QTY.	PART NUMBER	DESCRIPTION
2	2x8x10L	2x8x10
19	2x2x10L	2x2x10
1	6x6x6L	6x6x6
5	6x6x8L	6x6x8
2	56633	6x6 Post Anchor Kit (6x6-OPAK-LS)
8	56614	Flush Outside 90° (FO-90)
28	51711	Truss Accent (TA-IW)
5	56625	OWT Timber Screw 1-3/4"
1	56627	Screw, OWT 3-3/4" (95mm) Timber with HCN
1	56621	1 1/2" Hex Cap Nut (HCN)
1	56615	Flush Inside 90
2	56616	Flush Inside 45 (FI-45)
4	56646	Truss Base Fan 3 Point (TBF-3-PT)

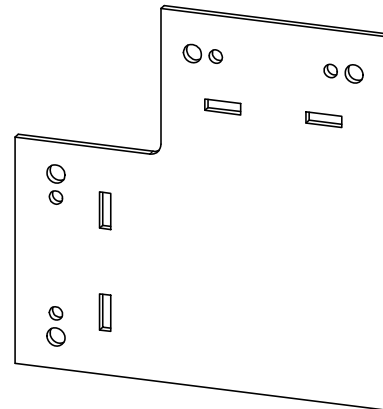
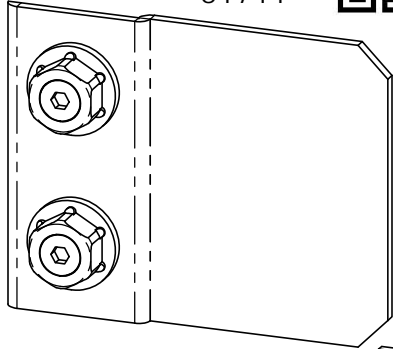
ITEM NO.	QTY.	PART NUMBER	DESCRIPTION
1	2	2x8 Cedar Board	2x8x10'0"
2	19	2x2 Cedar Board	2x2x10'0"
3	2	6x6 Cedar Post	6x6x3'6"
4	2	6x6 Cedar Post	6x6x3'0"
5	2	6x6 Cedar Post	6x6x1'0"
6	2	6x6 Cedar Post	6x6x8'0"
7	2	6x6 Cedar Post	6x6x2'4"
8	2	6x6 Cedar Post	6x6x4'0"
9	2	56633	6x6 Post Anchor Kit (6x6-OPAK-LS)
10	4	56646	Truss Base Fan 3 Point (TBF-3-PT)
	6	51711	Truss Accent (TA-IW)
	0.08	56625	Screw, OWT 1-3/4" (45mm) Timber
11	4	56614	Flush Outside 90° (FI-90)
	8	51711	Truss Accent (TA-IW)
	0.08	56625	Screw, OWT 1-3/4" (45mm) Timber
12	1	56627	Screw, OWT 3-3/4" (95mm) Timber with HCN
	1	56621	1 1/2" Hex Cap Nut (HCN)
13	1	56615	Flush Inside 90 (FI-90)
	2	51711	Truss Accent (TA-IW)
	0.08	56625	Screw, OWT 1-3/4" (45mm) Timber
14	2	56616	Flush Inside 45 (FI-45)
	4	51711	Truss Accent (TA-IW)
	0.08	56625	Screw, OWT 1-3/4" (45mm) Timber

Bill of Material-Design 1

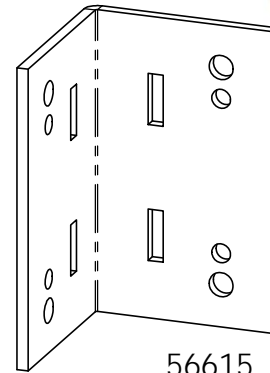
OZCO Project #120 IW - BBQ Arbor Cover



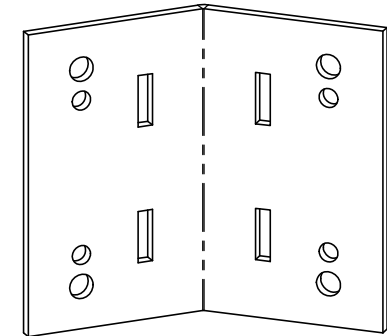
51711



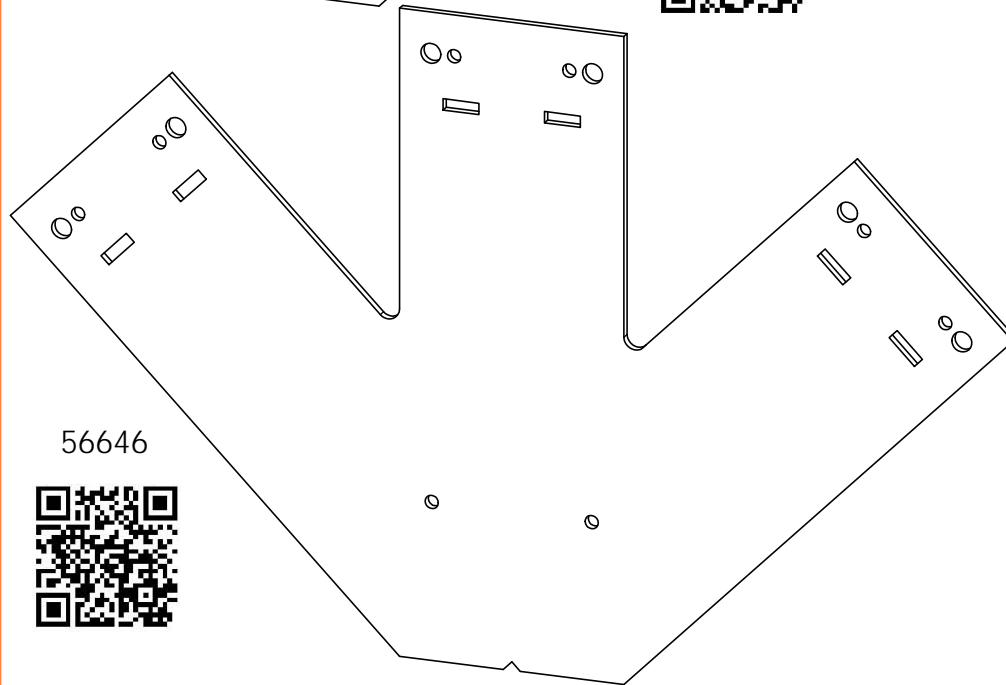
56614



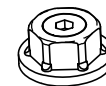
56615



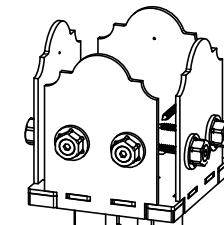
56616



56646



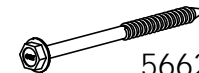
56621



56633

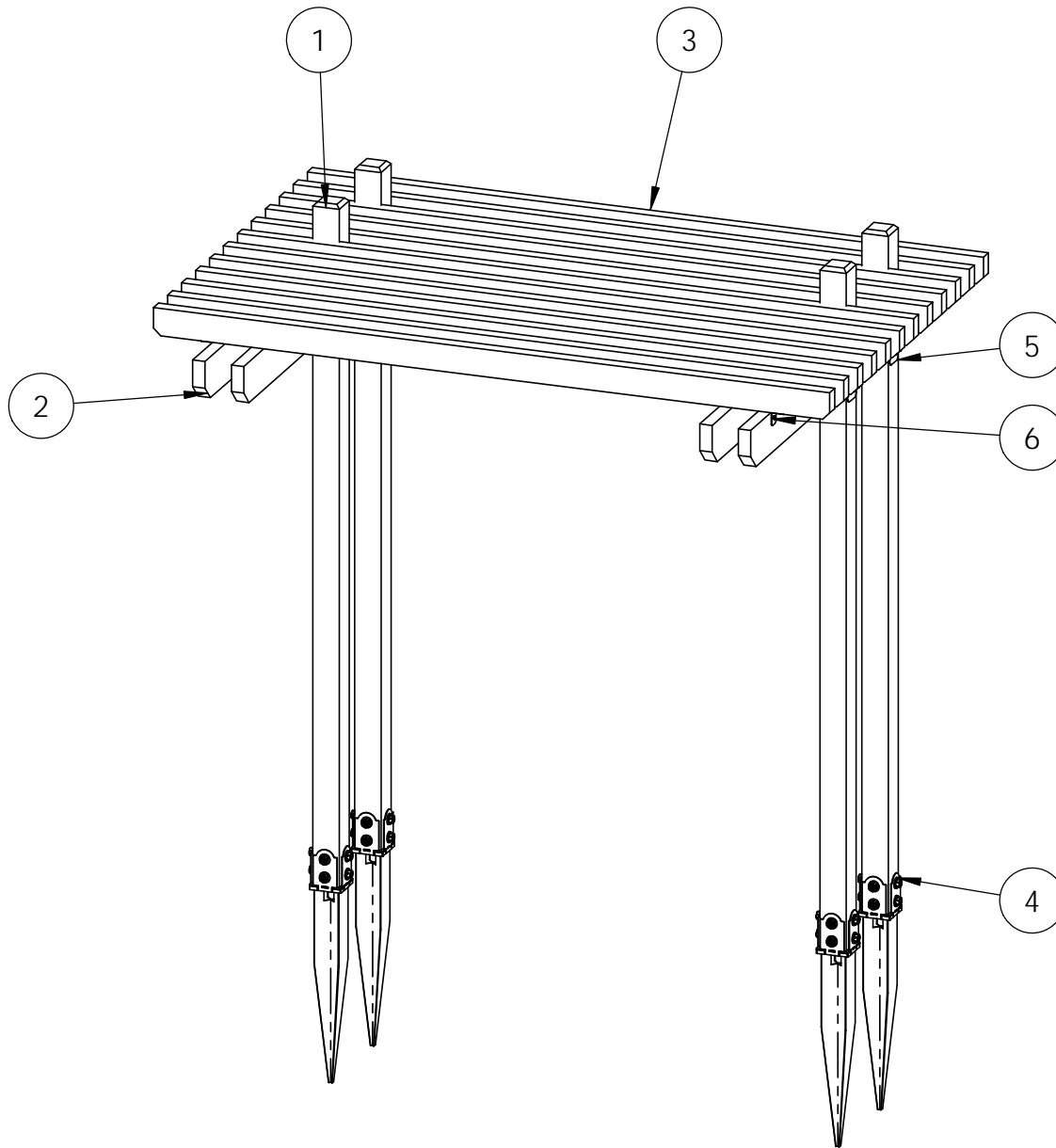


56625



56627



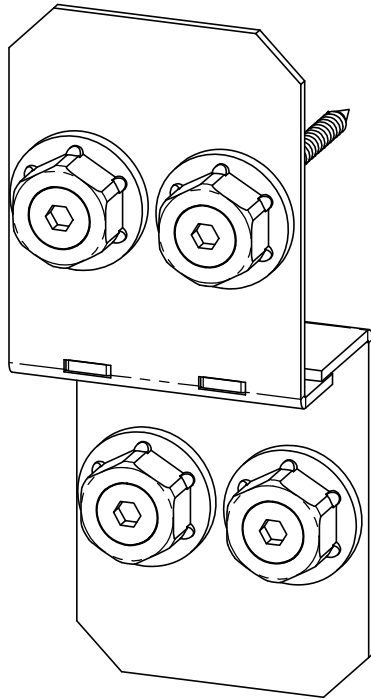


ITEM NO.	QTY.	PART NUMBER	DESCRIPTION
1	4	4x4 Cedar Post	4x4x8'0"
2	4	2x6 Cedar Board	2x6x6'0"
3	12	2x4 Cedar Board	2x4x8'0"
4	4	56632	4x4 Post Anchor Kit (4x4-OPAK-LS)
5	4	51775	4" Post to Beam (P2B-IW-4)
6	3	51717	2" Standard Rafter Clip (RC-IW-2)

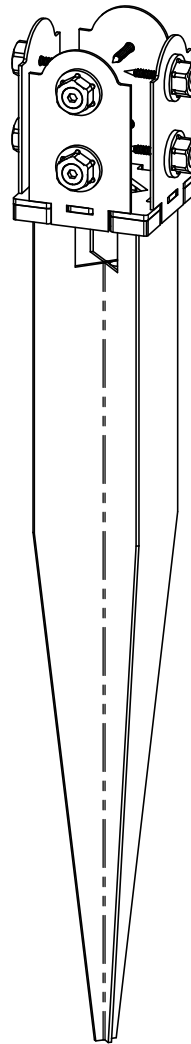
Bill of Material-Design 2

OZCO Project #120 IW - BBQ Arbor Cover

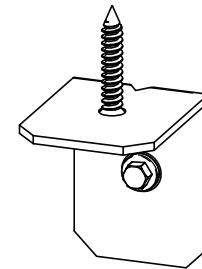
V2.00 - Installation Instructions, Specifications and Project Plans are effective 3/2/2017 . This information is updated periodically and should not be relied upon after 2 years from 3/2/2017 . Please visit OZCOBP.com to get current information.



51775

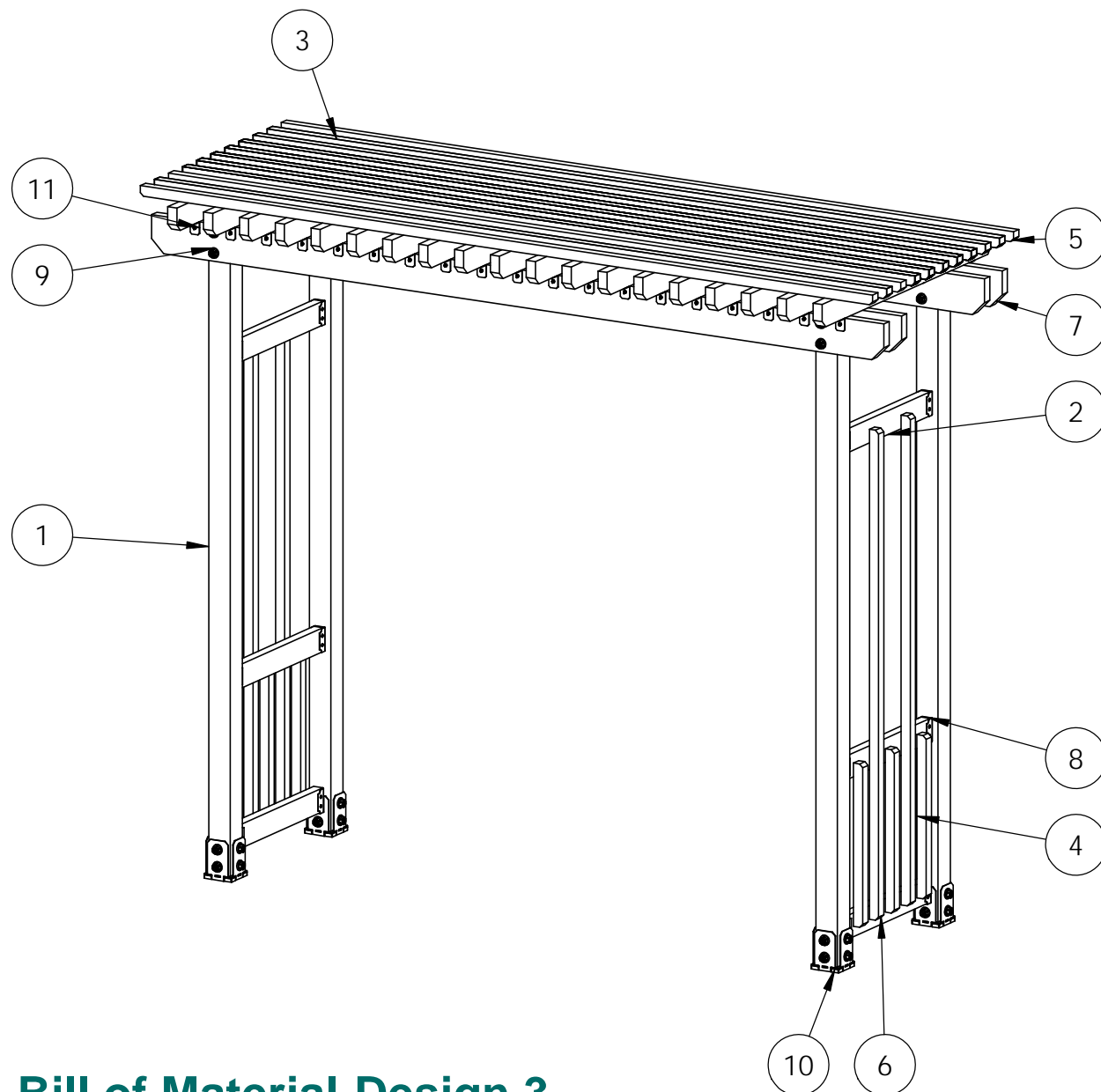


56632



51717






ITEM NO.	QTY.	PART NUMBER	DESCRIPTION
1	4	4x4 Post	4x4x8'0"
2	6	2x4 Board	2x4x2'0"
3	19	2x4 Board	2x4x4'0"
4	6	2x2 Board	2x2x2'0"
5	36	2x2 Board	2x2x10'0"
6	4	2x2 Board	2x2x6'0"
7	4	2x6 Board	2x6x10'0"
8	4	56641	2x4 Top Rail Saddle (2x4-TR)
9	4	56650	OWT Timber Bolt 6-8"
10	4	51731	4x4 Post Base with Rail Saddle (4X4-SRS-IW)
11	4	51717	2" Standard Rafter Clip (RC-IW-2)

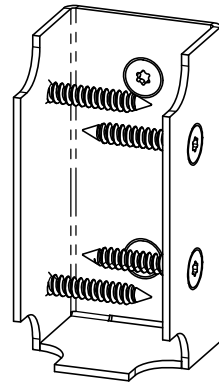
Bill of Material-Design 3

OZCO Project #120 IW - BBQ Arbor Cover

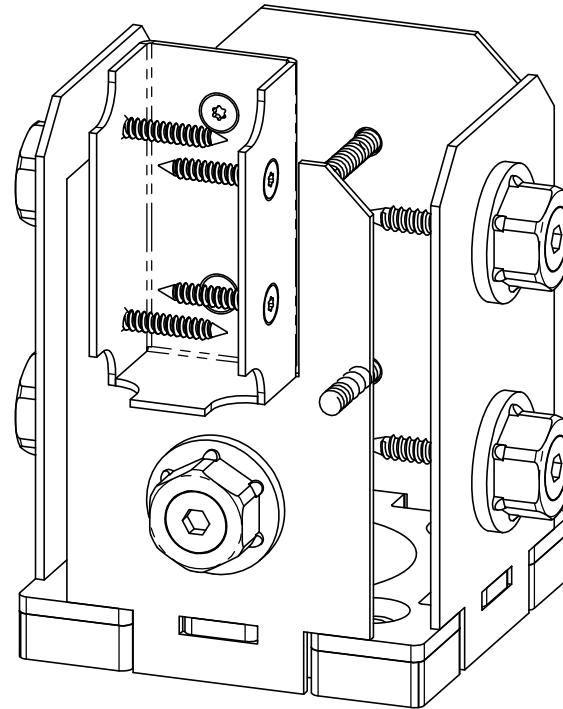
V2.00 - Installation Instructions, Specifications and Project Plans are effective 3/2/2017 . This information is updated periodically and should not be relied upon after 2 years from 3/2/2017 . Please visit OZCOBP.com to get current information.



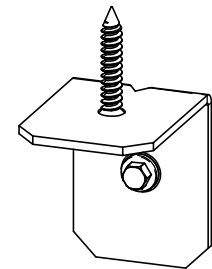
56650



56641




51731



51717






Translucent-Design 1

OZCO Project #120 IW - BBQ Arbor Cover

V2.00 - Installation Instructions, Specifications and Project Plans are effective 3/2/2017 . This information is updated periodically and should not be relied upon after 2 years from 3/2/2017 . Please visit OZCOBP.com to get current information.



Translucent-Design 2

OZCO Project #120 IW - BBQ Arbor Cover

V2.00 - Installation Instructions, Specifications and Project Plans are effective 3/2/2017 . This information is updated periodically and should not be relied upon after 2 years from 3/2/2017 . Please visit OZCOBP.com to get current information.



Translucent-Design 3

OZCO Project #120 IW - BBQ Arbor Cover

V2.00 - Installation Instructions, Specifications and Project Plans are effective 3/2/2017 . This information is updated periodically and should not be relied upon after 2 years from 3/2/2017 . Please visit OZCOBP.com to get current information.